

# Processing Tree-like Data Structures for Sorting and Managing Priorities

Valery Sklyarov  
DETI/IEETA,  
University of Aveiro,  
Aveiro, Portugal  
skl@ua.pt

Iouliia Skliarova  
DETI/IEETA,  
University of Aveiro,  
Aveiro, Portugal  
iouliia@ua.pt

Dmitri Mihhailov  
Computer Dept.,  
TUT,  
Tallinn, Estonia  
d.mihhailov@ttu.ee

Alexander Sudnitson  
Computer Dept.,  
TUT,  
Tallinn, Estonia  
alsu@cc.ttu.ee

**Abstract-** The paper describes the hardware implementation and optimization of algorithms that sort data using tree-like structures combined with sorting networks. The emphasis is done on applications that require dynamic resorting for new incoming data items. Experiments and comparisons demonstrate that the performance is increased compared to other known implementations.

## I. INTRODUCTION

Using and taking advantage of application-specific circuits in general and FPGA-based accelerators in particular have a long tradition in data processing [1]. A number of research works are targeted to databases that use the potential of advanced hardware architectures. For example, the system [2] solves a sorting problem over multiple hardware shading units achieving parallelization through using SIMD operations on GPU processors. The algorithms [3,4,5] are very similar in nature, but target SIMD instruction sets of PowerPC 970MP, Cell, and Intel Core 2 Quad processors.

The application of FPGAs was studied within projects [6,7] implementing traditional CPU tasks on programmable hardware. In [8] FPGAs are used as co-processors in Altix supercomputer to accelerate XML filtering. The advantages of customized hardware as a database co-processor are investigated in different publications (e.g. [1]).

Data processing has many practical applications [9,10] and one of them is in the scope of distributed embedded systems and networks, targeted to the design of priority buffers (queues). Such buffer is a device that stores an incoming (sequential) flow of instructions (or other data) and allows outputs to be selectively extracted from the buffer for processing. The following list exemplifies some typical selection rules:

- Each instruction (data item) is provided with an extra field indicating its priority. The selection mechanism has to be able to extract the instruction with the highest priority;
- The system has to be able to remove from the buffer all the instructions that are not longer required;
- The system has to be able to check if a particular instruction is in the buffer.

The technique proposed in this paper can be used to design hardware circuits for sorting and managing priorities with fast resorting for new incoming data items. Let us consider two

examples. Suppose, it is necessary to sort arriving data items during run-time. The data items are received by portions and we need to resort them as soon as a new portion has arrived. The known methods, such as [1,10,11] cannot be used efficiently because all existing data have to be resorted from the beginning after any new portion has been received and the resorting takes relatively long time. In the second example, we would like to design a priority buffer with characteristics described above. Many known methods targeted to the design of such buffers are based on sort and shift algorithms [12]. Once again, the existing hardware accelerators for sorting are not efficient, because they require frequent resorting, starting from the beginning that is not appropriate for time critical systems.

This paper suggests a technique for sorting and managing priorities that takes into account potential frequent changes in input data. The technique is based on the use of tree-like data structures and it has the following distinctive features: a) fast correction of output sorted sequence after any change in the input; b) optimization of sorting algorithms through parallelization and balancing the initial tree; c) acceleration through combining tree-like data structures with sorting networks.

The remainder of this paper is organized in four sections. Section II suggests methods for processing tree-like data structures. Section III is dedicated to the relevant hardware architectures. Section IV describes implementations and experiments. The conclusion is given in Section V.

## II. PROCECCING OF TREE-LIKE DATA STRUCTURES

Tree-like data structures are frequently explored for data processing [10,12,13]. Let us consider an example of using a binary tree for sorting data [13]. Suppose that the nodes of the tree contain four fields: a pointer to the left child node (an address of the left child node) *LA*, a pointer to the right child node (an address of the right child node) *RA*, a counter *count* and a value *val* (e.g. an integer or a pointer to a string). Such fields can be described by the following C++ structure template *tree\_node*:

```
template <class T> struct tree_node
{
    T val;           // Value of an item of type T
    int count;      // Number of items with value val
};
```

```

tree_node <T>* lnode; // Pointer to left child node
tree_node <T>* rnode; // Pointer to right child node
};

```

The nodes are maintained so that at any node, the left sub-tree only contains values that are less than the value at the node, and the right sub-tree contains only values that are greater. Such a tree can easily be built and traversed either iteratively or recursively. Taking into account the experiments in [14] we can conclude that hardware implementations of recursive and iterative algorithms over trees give very comparable results in terms of resource consumption and execution time. We will base our technique on recursive algorithms because they provide more clear and compact specification. The results of the paper are equally applied to both recursive and iterative implementations. A method that allows various sequences of operations over a tree to be executed in parallel will also be explored.

#### A. General Functionality

Let us consider a device (called a sorter - S) that receives input data from outside and generates a sorted sequence that is sent to other external devices (see Fig. 1a).

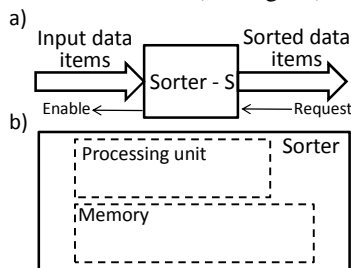


Fig. 1. Interaction with external devices (a), basic internal structure (b)

The number of receiving data items is generally unknown. A processing unit (see Fig. 1b) is responsible for four basic operations: a) receiving data while *Enable* signal is active; b) storing the received data in internal memory; c) sorting the data currently available in the memory; and d) outputting the sorted data on external requests. Thus, sorting has to be provided beginning with the first incoming data item. When any new data item has arrived, all available data in S have to be resorted as fast as possible. When any item is sent to the output it has to be removed from memory in Fig. 1b. In general the input transfer rate is not the same as the processing speed in S. Thus, buffering in internal memory is essential. If the memory is full the signal *Enable* becomes not asserted.

Such kind of processing differs from traditional data sorting when initial data are kept in memory and have to be sorted. In many cases the sorted sequence of data can be saved in the same memory. Thus, the number and values of data are fixed and cannot be changed after the relevant processing has started. We can call such sorting static as distinct from the considered sorting that is dynamic. In other words, we have to be able:

- To accommodate any incoming item in a proper position of the sorted sequence;

- To remove from the sorted sequence an item that is sent from sorter' output to external device;

At any time the memory of size R has to accommodate up to R data items. The total number P of inputs can be significantly bigger than R (because items are periodically removed from the head of the sorted sequence).

Thus, the number and values of data are not fixed and they are changed during processing time. As a result the majority of known methods developed for data sort either cannot be used or are very time consuming.

We suggest to process data through their addresses in internal memory. Potential techniques can involve linked lists and binary trees. We base our approach on trees because they permit to execute the required operations faster through applying both sequential and parallel processing.

#### B. Sequential Sort

Two (following each other) sequential algorithms SA<sub>1</sub> and SA<sub>2</sub> have to be executed for data sort in [13]. The first one SA<sub>1</sub> constructs the tree. The second algorithm SA<sub>2</sub> outputs the sorted data from the tree. SA<sub>1</sub> executes the following steps: 1) compare the new data item with the value of the root node to determine whether the item should be placed in the sub-tree headed by the left node or the right node; 2) check for the presence of the node selected by 1) and if it is absent, create and insert a new node for the data item and end the process; 3) otherwise, repeat 1) and 2) with the selected node as the root. The following two C++ functions give additional details for sorting integers (*i.e.* in the structure above parameter T is int):

```

// SA1: Constructing the tree with the structure considered above
tree_node* build_tree(tree_node* node, int v)
{
    if (node == 0)
    {
        node = new tree_node;
        node->val = v;
        node->count = 1; // setting counter to 1
        node->rnode = node->lnode = 0;
    }
    else if (v == node->val)
        node->count++; // incrementing counter
    else if (v < node->val)
        node->lnode = build_tree(node->lnode,v);
        // traversing the left sub-tree
    else node->rnode=build_tree(node->rnode,v);
        // traversing the right sub-tree
    return node;
}

// SA2: traversing the tree
void tree_sort(tree_node* node)
{
    if (node!=0)
    {
        // if the node exists
        tree_sort(node->lnode); // sort left sub-tree
        // display value after any hierarchical return
        tree_sort(node->rnode); // now sort right sub-tree
    }
}

```

Fig. 2 demonstrates an example assuming that the following

sequence of input data has been received before the request for sorting: 10, 7, 9, 12, 3, 15 (see Fig. 2a). Since there is no repeated data, *count*=1 for all nodes.

Let us consider ascending sort: 3, 7, 9, 10, 12, 15 and suppose the sorted sequence has to be sent to output from left to right. Each word of memory has three fields: the value *v*, an address of the left sub-tree LA, and an address of the right sub-tree RA. For example, Fig. 2c demonstrates the representation in memory of the tree shown in Fig. 2a. Suppose the first two data items (*i.e.* 3 and 7) have been sent to the output of the sorter and two new data items (*e.g.* 8 and 11) have arrived. As a result, two nodes of the tree (3 and 7) have to be removed (see Fig. 2d) and two new nodes with the value 8 and 11 have to be inserted (see Fig. 2b and 2e). Finally, P=8 arrived data can be temporarily saved in the memory containing R=6 words.

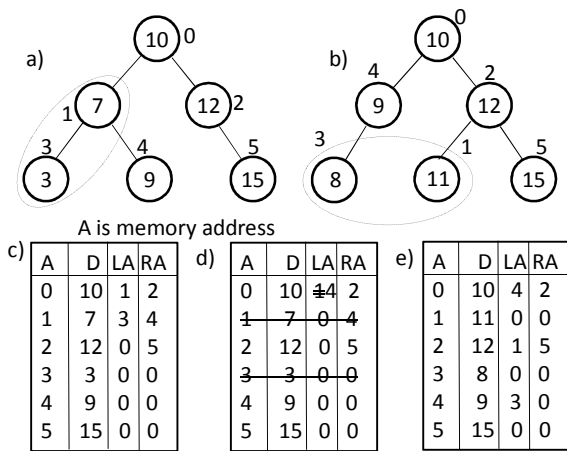


Fig. 2. Pointer based dynamic data sort using binary trees

The considered above additional operations can be implemented using the following C++ functions:

```
// sending the smallest value to the output
void extract_value(tree_node* node)
{ if (node != 0)
  { while (node->lnode != 0)
    { node = node->lnode;
      // send node->val to the output
    }
  }
}
// extracting the node (whose value was sent to the output)
// from the tree
void extract_from_tree(tree_node*& node, int v)
{ tree_node* temp_node;
  if (node != 0) // verifying if node exists
  { if (v > node->val)
    { // traversing the right sub-tree
      extract_from_tree(node->rnode, v);
    }
    else if (v < node->val)
    { // traversing the left sub-tree
      extract_from_tree(node->lnode, v);
    }
    else
  }
}
```

```
{
  if ((node->lnode == 0) && (node->rnode == 0))
    // in this case the node has to be deleted
    { delete node; node = 0; }
  else if (node->rnode != 0)
  { // changing pointers for the right node
    temp_node = node->rnode;
    if ((node->lnode) != 0)
      build_subtree(temp_node, node->lnode,
                    node->lnode->val);
    node->rnode = temp_node->rnode;
    node->lnode = temp_node->lnode;
    node->val = temp_node->val;
    node->count = temp_node->count;
    delete temp_node;
  }
  else
  { // changing pointers for the left node
    temp_node = node->lnode;
    node->rnode = temp_node->rnode;
    node->lnode = temp_node->lnode;
    node->val = temp_node->val;
    node->count = temp_node->count;
    delete temp_node;
  }
}
```

The *build\_subtree* function is a simplified *build\_tree* function with the following code:

```
tree_node* build_subtree
(tree_node* node, tree_node* subnode, int v)
{ if (node == 0)
  node = subnode;
  else if (v < node->val)
  node->lnode = build_subtree(node->lnode, subnode, v);
  else
  node->rnode = build_subtree(node->rnode, subnode, v);
  return node;
}
```

The methods [15] enable us to convert the considered above C++ functions to hierarchical graph-schemes (HGSs), which can be seen as constrained flow charts [16]. The set of HGSs is a synthesizable specification making it possible to design the sorter hardware based on the model of hierarchical finite state machine (HFSM) [16]. At the beginning the HGSs are optimized in such a way that permits to take into account particularities of the target hardware platform such as rational use of dual-port memories applying methods [17].

Fig. 3 demonstrates a potential improvement for the function *tree\_sort*. An address of the current sub-tree root is kept in a register. At the beginning left sub-trees of the current root are examined. If a left sub-tree (node) exists then it is checked again, *i.e.* to determine whether the left sub-tree also has either left or right sub-trees (nodes). Two addresses can be verified in parallel in dual-port memories [17]. If there is no sub-tree from the left node, then the value of the left node is

the leftmost data value and can be output as the smallest. In the last case the node addressed by the register holds the second smallest value and the relevant data value is sent to the output. Then similar operations are executed for right nodes.

Analogous optimization technique can also be applied to the other C++ functions when they are converted to HGSs.

The considered tree-like data structures possess the following important feature: it is not necessary to rebuild the existing tree when a new portion of input data items arrives. Thus, resorting for newly arriving items can be done very fast.

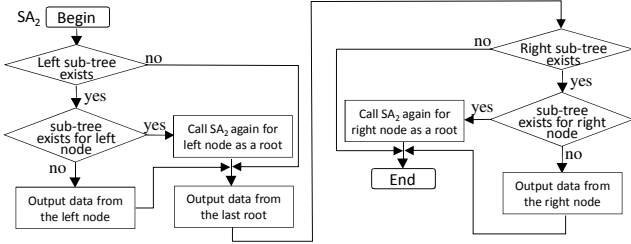


Fig. 3. Taking into account capabilities of dual-port memories for optimization of HGSs

### C. Parallel Sort

In the considered parallel algorithm (let us call it PA),  $N$  trees ( $N > 1$ ) are built and then processed in parallel [18]. Let us consider an example for  $N=2$ . In this case the 1<sup>st</sup>, the 3<sup>d</sup> ( $N+1$ ), the 5<sup>th</sup> ( $2N+1$ ), etc. incoming data items are included into the 1<sup>st</sup> tree. Consequently, the 2<sup>nd</sup>, the 4<sup>th</sup> ( $(N+1)+1$ ), the 6<sup>th</sup> ( $2N+1)+1$ , etc. incoming data items are included into the 2<sup>nd</sup> tree. Fig. 4 shows  $N=2$  trees that are built for our example (see the sequence of input data items given above and Fig. 2a).

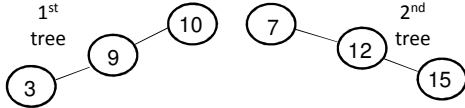


Fig. 4. Sorting data based on  $N=2$  trees that are built and processed in parallel

It is known [18] that a set of such trees can be processed in parallel and the resulting performance of sorting is better.

Suppose a set of trees (like shown in Fig. 4) is built and each tree is stored in the relevant memory. Since  $N=2$ , there are totally  $N=2$  blocks of processing memory. To output the sorted data the method [18] is used:

- 1) The trees in  $N=2$  processing memories are traversed in parallel and there are also  $N=2$  dual-port output memories. Data items from the tree  $n$  ( $1 \leq n \leq N$ ) are saved in the output memory  $n$  applying sequential sort for a single tree and using the first port. In other words, the output memory  $n$  is used to store the sorted data from the tree  $n$ .
- 2) This second point is executed in parallel with point 1) above but the second port of the output memories is used. At the beginning, all the addresses point to the first cell of the corresponding output memories. When all  $N$  addresses contain data items the smallest one is extracted and the address of the appropriate memory (from which the data item was extracted) is incremented.
- 3) Points 1) and 2) above are repeated until all data items are sorted.

### D. Balancing

The tree that is built by the algorithm  $SA_1$  can be balanced differently. For example, Fig. 5a shows a completely unbalanced tree that has just one linear branch. In the worst case, in order to add a new node we have to perform  $d$  steps where  $d$  is the depth of the tree. To reduce  $d$  the tree can be balanced at run-time. Fig. 5b demonstrates the result of balancing for the tree in Fig. 5a allowing  $d$  to be decreased from 14 to 3. Balancing allows inserting new nodes faster.

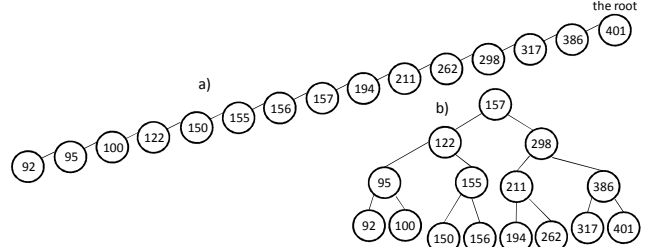


Fig. 5. Differently balanced trees

### E. Using Sorting Networks

Some of the most efficient traditional approaches to sorting are also appropriate for hardware circuits [1]. One of such approaches is based on sorting networks [3,10] not requiring control flow of instructions or branches. Besides, sorting networks are parallel in nature. However, they are only suitable for relatively short sequences of data whose length is known a priori [1].

We suggest combining tree-like structures with sorting networks for data processing. The basic idea is the following. Suppose we need to sort  $m$ -bit data items. Let us apply the considered above algorithms for  $(m-k)$  most significant bits and sort the remaining  $k$  bits using sorting networks. In this case, the algorithms will sort up to  $2^{m-k}$  groups of data items and up to  $2^k$  data items within each group will be sorted by the networks. Such technique is additionally explained on an example shown in Fig. 6 for  $m=5$ ,  $k=2$  and the following sequence of inputs (that is the same as in Fig. 2a): 10(01010), 7(00111), 9(01001), 12(01100), 3(00011), 15(01111), where the binary code of the relevant decimal value is shown in parenthesis.

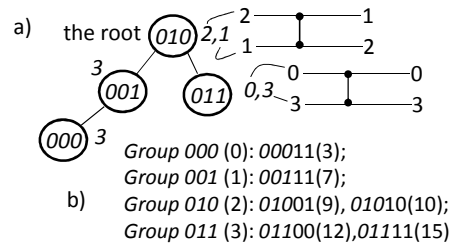


Fig. 6. Combining tree-like structure and sorting networks

For this example,  $m=3$  most significant bits arrive in the following sequence: 010, 001, 011, 000. The relevant bits are shown in *Italic* in Fig. 6 and in the text. The tree for this sequence is shown in Fig. 6a. There is one less significant ( $k=2$ )-bit value associated with the group 000 namely 11 (3). Thus, an additional sort is not required. However, there are two values associated with the group 010: 2 (10) and 1 (01). The values 2 and 1 are written near the node 010 in Fig. 6a. By analogy ( $k=2$ )-bit values associated with each group are shown

near the other nodes. All associated values are ordered in ascending sequence using sorting networks (see Fig. 6a where a trivial network is chosen). Thus, the groups are sorted using tree-like structures and the values associated with the groups are sorted using networks. Comparators needed for the networks are represented in Fig. 6a through the known Knuth notation [9]. The results of sorting are shown in Fig. 6b.

### III. HARDWARE

#### A. Hardware Implementation of Sequential Sort

Sorting is provided by a processing module (PM) interacting with memory that keeps incoming data items that are received and stored sequentially by incrementing the memory address for any new item. An example is shown in Fig. 7a. The absence of a node is indicated by 0 because zero address is used just for the root and can easily be recognized.

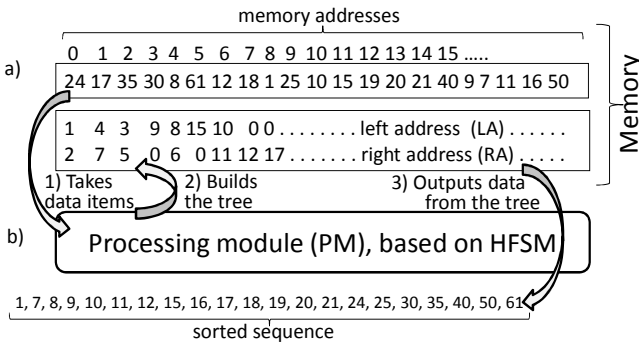


Fig. 7. Top-level hardware architecture

PM (Fig. 7b) builds the tree (point 2 in Fig. 7) from incoming data (point 1 in Fig. 7) through creating pointers between the data items shown in Fig. 7a, and outputs the sorted sequence from the tree. PM is based on a hierarchical finite state machine (HFSM) [16].

#### B. Hardware Implementation of Parallel Algorithms

Parallel sorting algorithm PA was implemented using the following technique:

- Parallel processing is done in concurrent communicating HFSMs;
- Each individual HFSM executes the sequential sort.

The top-level manager - TLM (top-level HFSM) receives input data items and distributes them between N concurrent HFSMs in such a way that the first data item is supplied to the first HFSM; the second data item is supplied to the second HFSM, etc. Data item N+1 can be supplied once again to the first HFSM as soon as the first HFSM completes the previous job (*i.e.* as soon as the first data item is allocated in the first tree). Suppose N=2 (see Fig. 4). In this case trees will be constructed in the processing memories (by HFSM<sub>1</sub> and HFSM<sub>2</sub>). As soon as the trees are constructed, the TLM instructs the output circuit to generate the sequence of sorted data. The output circuit is built from multiplexers and comparators. Other details can be found in [18].

#### C. Implementation of Sorting Networks

Values, associated with each group, are coded using positional technique in memory that has  $2^k$  1-bit words. For

example, the values 2,1 associated with the root in Fig. 6 are coded as: <address 0> 0; <address 1> 1; <address 2> 1; <address 3> 0. The memory has two ports with different sizes for addresses and data. The first port is used to store individual bits in accordance with the considered above example. The second port permits to read the recorded 1-bit values as a single binary vector V (V=0110 for our example). The V is used to assign k-bit values associated with a node to inputs of a predefined sorting network. It is done through the following expression:

$$\text{for all } i \text{ within the range } 0, \dots, 2^k - 1 \text{ do if } V(i) = 0 \text{ then } 2^k - 1 \text{ else } i$$

Thus, if V(i) is 0, the relevant input of the sorting network is assigned the maximum value, else the actual value. The number of values that have to be taken from the network is determined with the aid of a counter that indicates the number of associated values for each group.

#### D. Dynamic Memory Allocation and De-allocation

The considered technique permits dynamic memory allocation/de-allocation to be provided. Indeed, data are saved in memory (see Fig. 1b) through the addresses of the nodes (see Fig. 2c, 2d, 2e). An availability of any memory cell is indicated by a one-bit flag. When a new node is saved in the memory the relevant flag is set to 1. When a data item is sent to the outputs on a request the relevant flag is set to 0. Thus the memory is filled in and freed dynamically, which is somehow similar to a circular buffer. However, the buffer permits to allocate cells sequentially from one side and free cells sequentially from the other side. In the considered memory cells can be taken and freed on any arbitrary address and permission for such address is determined just by the value of the flag. As soon as the memory is completely filled, the processing module sets disable signal (*i.e.* Enable=0 in Fig. 1a), which indicates that the sorter cannot accept input items. Thus, the sorter can be seen as a device that takes input data items, provides their buffering, and outputs the sorted sequence.

### IV. IMPLEMENTATION AND EXPERIMENTS

Firstly, we simulated the sequential and parallel sort in software (in C++) running on HP EliteBook 2730p (Intel Core 2 Duo CPU, 1.87 GHz) tablet PC. The performance was evaluated through counting the number of clock cycles.

Secondly, the synthesis and implementation of the circuits from the specification in VHDL were done in Xilinx ISE 11 for FPGA Spartan3E-1200E-FG320 of Xilinx available on NEXYS-2 prototyping board of Digilent Inc.

For both types of experiments a random-number generator produces up to  $2^{12}$  data items with a length of 14 bits that are supplied in portions to the actual and simulated circuits that have to sort the previously received portions of data and to resort them for a new portion as soon as possible. Besides, both types were evaluated without and with sorting networks for different values of k.

Fig. 8a, 8b permit to compare acceleration of resorting for a new portion (that includes from 10 to 120 data items) comparing with resorting all  $2^{12}$  data items in

simulated/physical circuits respectively. Fig. 8a and 8b clearly demonstrate that the results of simulation are very similar to the results for physical circuits.

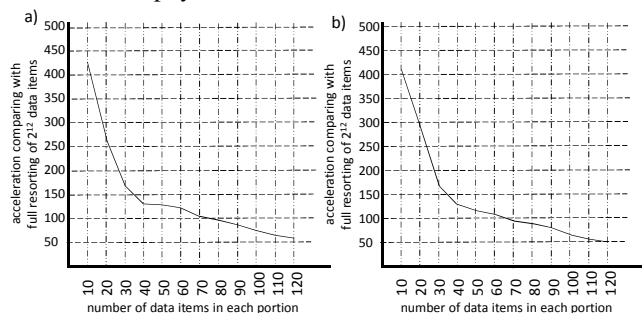


Fig. 8. The results of experiments

TABLE I permits to evaluate the parallel sort compared to sequential sort assuming that there is just one portion of data with  $2^{12}$  items of 14 bits. It demonstrates that the number of clock cycles is decreased. The maximum clock frequency for the experiments is 75 MHz.

TABLE I.  
The results of experiments

Number of data items	Number of clock cycles required for sorting		
	Sequential sort	Parallel sort (N=2)	Parallel sort (N=4)
4019	16075	5622	4047
3985	15939	5553	4013
3945	15779	5541	3969
3969	15875	5531	4001
3979	15915	5587	4013
3963	15851	5540	3989
4010	16039	5622	4037
3977	15907	5553	4013
4048	16191	5706	4072
3988	15951	5555	4014

When we combined tree-like structures and sorting networks for sequential and parallel algorithms we were able to provide additional acceleration on an average 1.6/3.1/4.7 times for different values of  $k$ :  $k=2/k=3/k=4$  respectively. Regardless of parallelization of  $2^k$  operations, acceleration cannot be equal to  $2^k$  because the use of sorting networks gives significant delay in getting the results due to long paths in the relevant combinational circuits.

The considered technique is useful for different practical applications, such as priority buffers described in [19].

## V. CONCLUSION

The paper suggests methods for the design and implementation in hardware of a device that receives input data items and executes sorting of these items dynamically in such a way that permits the accumulated data to be resorted properly when new items arrive. To satisfy the considered requirements data are stored in internal processing memory and relationships between data items are set through their addresses (pointers). The applicability and advantages of the proposed technique are demonstrated through simulation in software, prototyping in FPGA, and experiments.

## ACKNOWLEDGMENT

This research was supported by the European Union through the European Regional Development Fund and the Estonian Doctoral School in Information and Communication Technology.

## REFERENCES

- [1] R. Mueller, J. Teubner, G. Alonso, "Data processing on FPGAs", Proc. VLDB Endowment 2(1), 2009.
- [2] N.K. Govindaraju, J. Gray, R. Kumar, D. Manocha, "GPU TeraSort: High performance graphics co-processor sorting for large database management", Proc. 2006 ACM SIGMOD Int'l Conference on Management of Data, Chicago, IL, USA, 2006, pp. 325-336.
- [3] H. Inoue, T. Moriyama, H. Komatsu, T. Nakatani, "AA-Sort: A new parallel sorting algorithm for multi-core SIMD processors", Proc. Int'l Conference on Parallel Architecture and Compilation Techniques (PACT), Brasov, Romania, 2007, pp. 189-198.
- [4] B. Gedik, R.R. Bordawekar, P.S. Yu, "CellSort: High performance sorting on the Cell processor", Proc. 33rd Int'l Conference on Very Large Data Bases (VLDB), Vienna, Austria, 2007, pp. 1286-1297.
- [5] J. Chhugani, A.D. Nguyen, V.W. Lee, W. Macy, M. Hagog, Y.K. Chen, A. Baransi, S. Kumar, P. Dubey, "Efficient implementation of sorting on multi-core SIMD CPU architecture", Proc. VLDB Endowment 1(2), 2008, pp. 1313-1324.
- [6] D.J. Greaves, S. Singh, "Kiwi: Synthesis of FPGA circuits from parallel programs", Proc. IEEE Symposium on Field-Programmable Custom Computing Machines (FCCM), 2008.
- [7] S.S. Huang, A. Hormati, D.F. Bacon, R. Rabbah, "Liquid Metal: Object-oriented programming across the hardware/software boundary", European Conference on Object-Oriented Programming, Paphos, Cyprus, 2008.
- [8] A. Mitra, M.R. Vieira, P. Bakalov, V.J. Tsotras, W. Najjar, "Boosting XML Filtering through a scalable FPGA-based architecture", Proc. Conference on Innovative Data Systems Research (CIDR), Asilomar, CA, USA, 2009.
- [9] D.E. Knuth, The Art of Computer Programming, Volume 3: Sorting and Searching, 2nd edn., Addison-Wesley, 1998.
- [10] T.H. Cormen, C.E. Leiserson, R.L. Rivest, C. Stain, Introduction to Algorithms, 2nd edition, MIT Press, 2002.
- [11] R.D. Chamberlain, N. Ganesan, "Sorting on Architecturally Diverse Computer Systems", Proc. 3rd Int'l Workshop on High-Performance Reconfigurable Computing Technology and Applications, November 2009.
- [12] P.A. Pietrzyk, A. Shaoutnew, "Message Based Priority Buffer Insertion Ring Protocol", Electronics Letters, vol. 27, no. 23, 1991, pp. 2106-2108.
- [13] B.W. Kernighan, D.M. Ritchie, The C Programming Language, Prentice Hall, 1988.
- [14] V. Sklyarov, I. Skliarova, and B. Pimentel, "FPGA-based Implementation and Comparison of Recursive and Iterative Algorithms", Proc. FPL'05, Finland, August, 2005, pp. 235-240.
- [15] V. Sklyarov, "FPGA-based implementation of recursive algorithms", Microprocessors and Microsystems. Special Issue on FPGAs: Applications and Designs, vol. 28/5-6, pp. 197-211, 2004.
- [16] V. Sklyarov, "Hierarchical Finite-State Machines and Their Use for Digital Control", IEEE Trans. on VLSI Syst., vol. 7, no. 2, 1999, pp. 222-228.
- [17] D. Mihhailov, V. Sklyarov, I. Skliarova, A. Sudnitson, "Hardware Implementation of Recursive Algorithms". In Proc. MWSCAS'2010, Seattle, August, 2010, pp. 225-228.
- [18] D. Mihhailov, V. Sklyarov, I. Skliarova, A. Sudnitson, "Parallel FPGA-based Implementation of Recursive Sorting Algorithms", Proc. of ReConFig, Cancun, Mexico, December 2010, pp. 121-126.
- [19] V. Sklyarov, I. Skliarova, "Modeling, Design, and Implementation of a Priority Buffer for Embedded Systems", Proc. 7th Asian Control Conference - ASCC'2009, Hong Kong, 2009, pp. 9-14.